

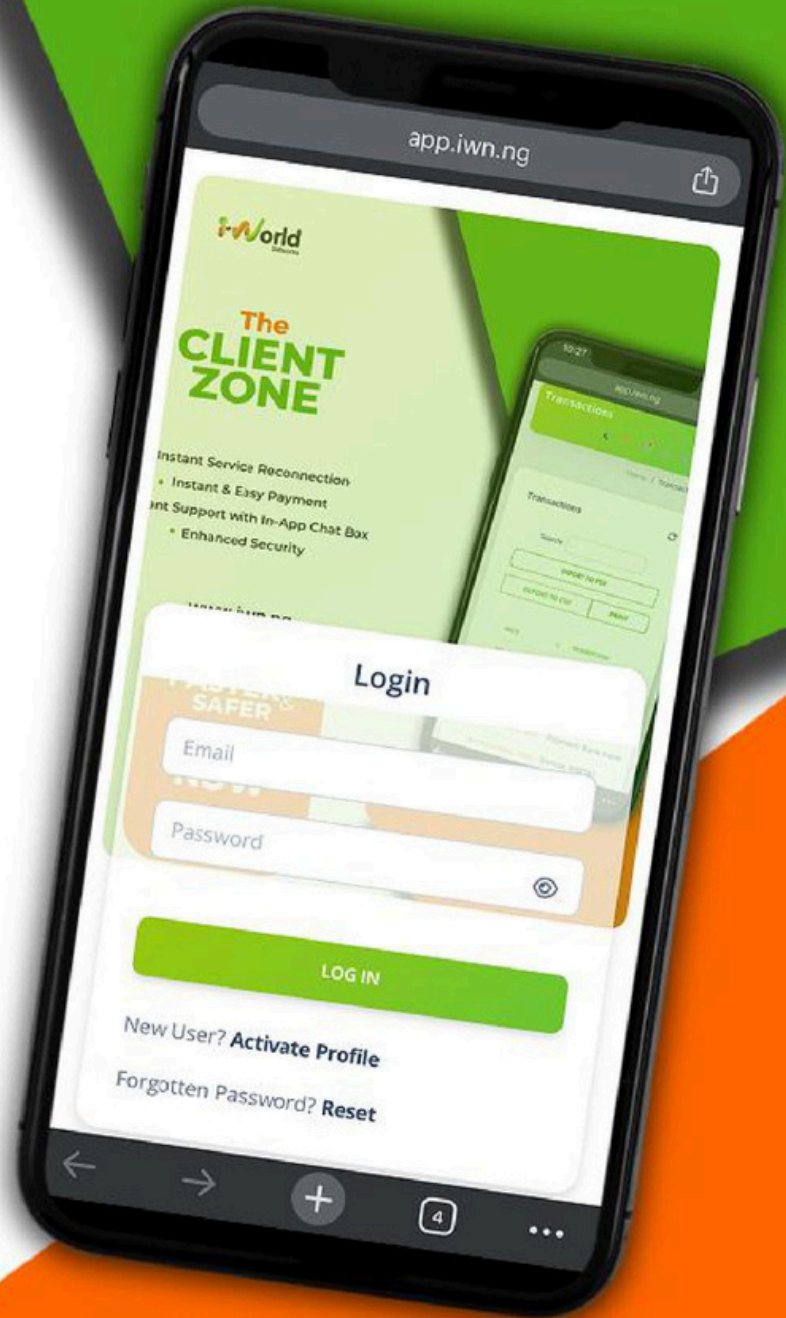
The CLIENT ZONE


- Instant Service Reconnection
 - Instant & Easy Payment
- Instant Support with In-App Chat Box
 - Enhanced Security

www.iwn.ng

**FASTER &
SAFER**

**START
NOW**





How to Login to Your **Client Zone**

Navigate to www.iwn.ng. From the Menu Icon, click **Client Zone**. Or simply click on the Client Zone widget on the Homepage

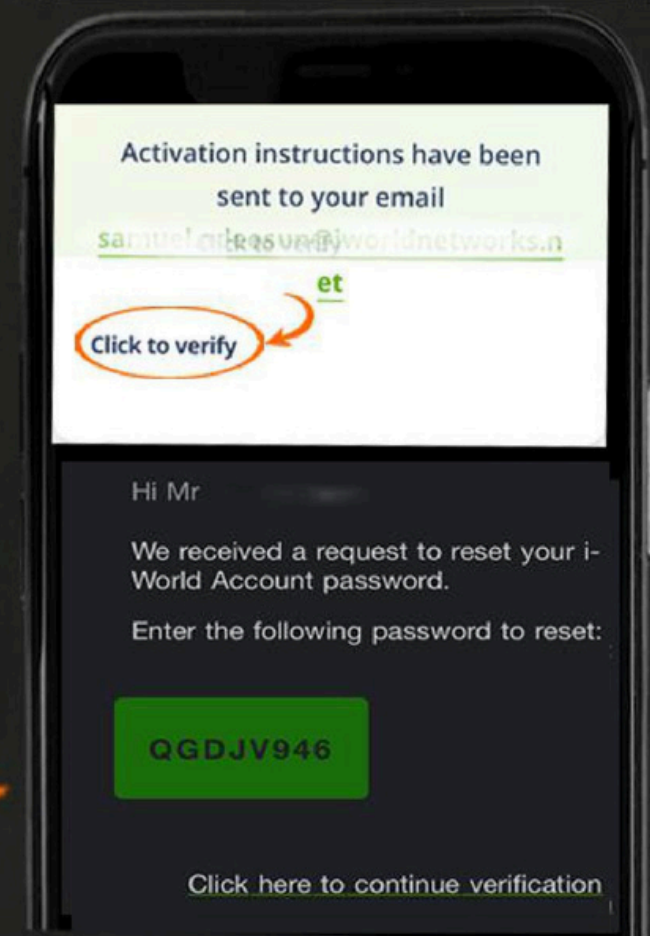
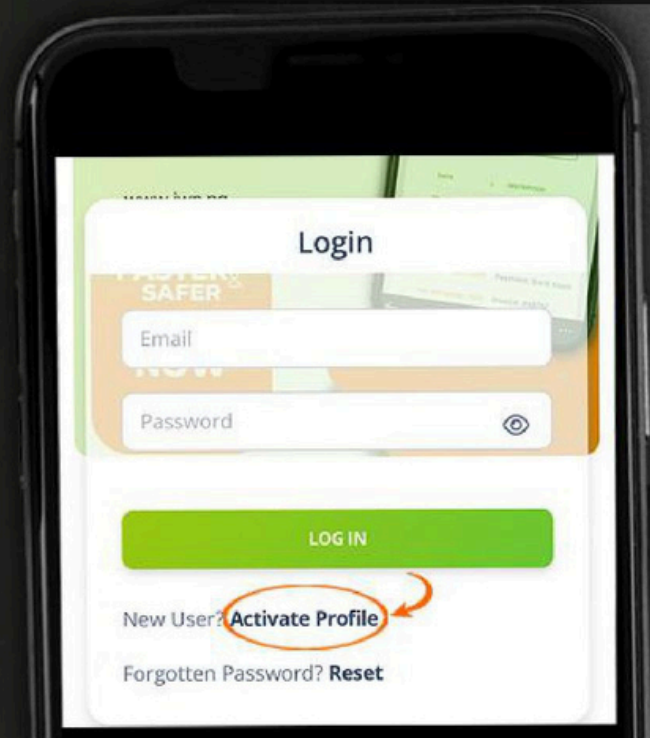
How to Activate Your Profile Account

On the client zone homepage, select "**Activate Profile.**"

Enter the **email address** associated with your IWN internet account. This is the same email where you receive your invoices.

An **OTP, or one-time password**, has been sent to your email inbox. Please check your email now.

Click "Verify," then enter your email address and the OTP you received. Here's what the email containing your **OTP will look like.**



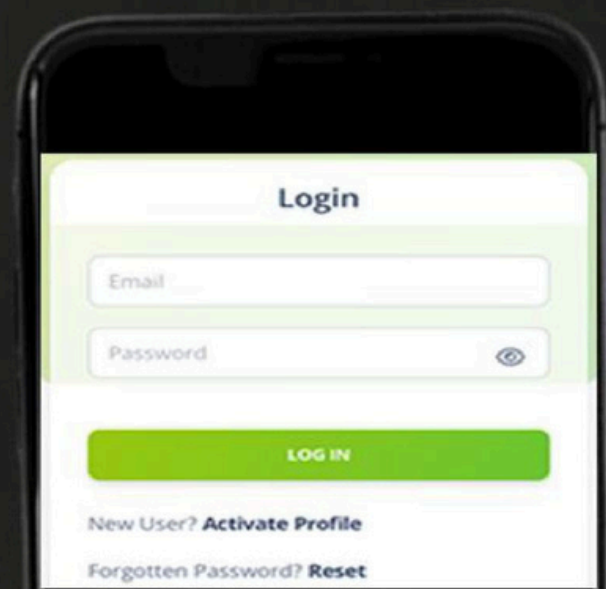
How to Secure password for your IWN Client Zone account

Next, create a secure password for your IWN Client Zone account. Make sure it is 12 characters that include capital letter, number, and a special character



The screenshot shows the 'Create Password' screen of the IWN Client Zone app. At the top, the text 'The CLIENT ZONE' is visible. Below it, there are two input fields: 'New Password' and 'Confirm Password', each with a visibility toggle icon. A green button at the bottom is labeled 'CREATE NEW PASSWORD'.

Now, log in using your email and the password you just created. Congratulations!
You're now logged into your IWN Client Zone account.

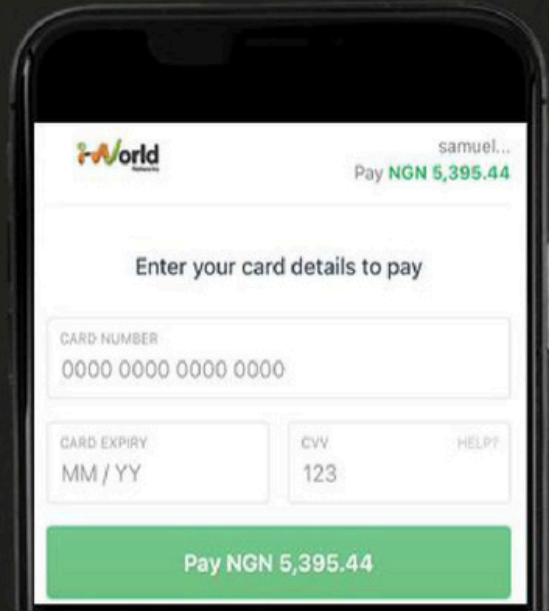




The screenshot shows the 'Login' screen of the IWN Client Zone app. It features two input fields: 'Email' and 'Password', with a visibility toggle icon next to the password field. A green button at the bottom is labeled 'LOG IN'. Below the button, there are two links: 'New User? [Activate Profile](#)' and 'Forgotten Password? [Reset](#)'.

How to Pay Invoices

To make a payment, navigate to your dashboard or directly to the invoice you wish to pay. You'll see the option to pay via bank transfer or credit card.

To pay via bank transfer, select the bank transfer option.



Simply **enter your card details** and follow the on-screen prompts.